

Home Visiting Systems Coordination Project Community Awareness Survey

Siskiyou County Summary of Results

Introduction

Between April 11-30, 2019, a telephone-based survey was conducted by Bernett, in partnership with the Portland State University (PSU) evaluation team supporting the Home Visiting Systems Coordination (HVSC) project, funded by The Ford Family Foundation (TFFF).

The purpose of the survey was to collect information about broad community understanding about the availability and benefits of early childhood home visiting programs. Landline and cell phone numbers were randomly dialed, and screener questions ensured that participants were residents within the target counties and 18 years of age or older. The survey was conducted in English.

Survey Participants

TOTAL SAMPLE

The 2013-2017 American Community Survey population estimate for adults ages 18 and older in Siskiyou County is 34,715 with a total population estimated at 43,530.

The total number of calls completed is proportionate to each county's adult population.

County	Number of Calls Completed	% of Calls Completed	% of County Population
Coos	249	20.8%	20.5%
Curry	86	7.2%	7.6%
Douglas	415	34.6%	34.7%
Klamath	254	21.2%	20.7%
Lake	29	2.4%	2.5%
Siskiyou	167	13.9%	13.9%
TOTAL	1200	100%	100%

Demographic & Housing Estimates, Adults 18 and older, 2013-2017 American Community Survey.

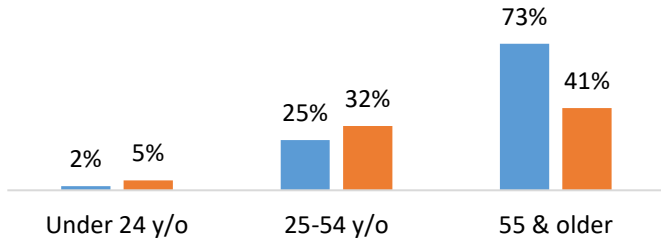
SISKIYOU COUNTY COMMUNITIES OF PARTICIPANTS

Community	Number of Calls Completed
Callahan	0
Dorris	5
Dunsmuir	6
Etna	24
Forks of Salmon	1
Fort Jones	10
Gazelle	1
Greenview	1
Grenada	2
Happy Camp	9
Hornbrook	5
Klamath River	1
Macdoel	3
McCloud	3
Montague	10
Mount Shasta	29
Scott Bar	0
Seiad Valley	2
Somes Bar	2
Tulelake	3
Weed	22
Yreka	28



AGE OF PARTICIPANTS

Older adults are overrepresented in the county call sample, compared to the population overall.

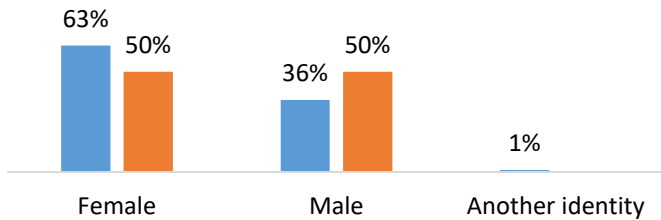


Demographic & Housing Estimates, 2013-2017 American Community Survey, Siskiyou County. For the under 24 group, call sample includes 18-24 y/o; ACS survey includes 20-24 y/o.

However, 19% (32) participants reported that they are expecting a baby or are currently parenting a child under the age of 18. And 44% (14) of these participants were parenting at least one child under the age of 5.

GENDER OF PARTICIPANTS

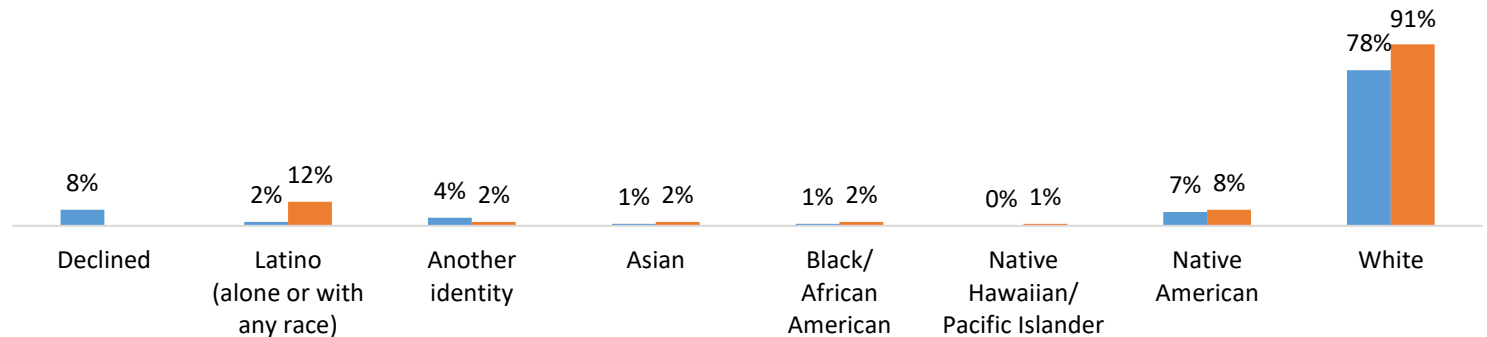
Women are overrepresented in the county call sample, compared to the population overall.



Demographic & Housing Estimates, Adults 18 and older, 2013-2017 American Community Survey, Siskiyou County.

RACE/ETHNICITY OF PARTICIPANTS

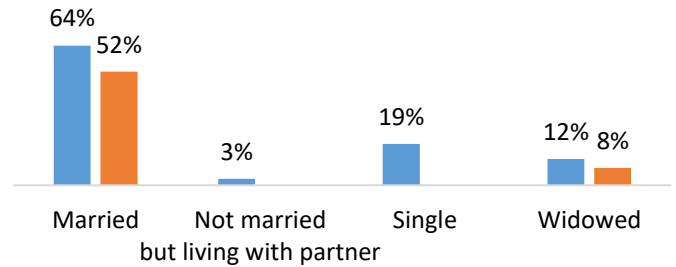
Adults who identified as Latino were underrepresented in the county call sample, compared to the population overall.



Demographic & Housing Estimates, 2013-2017 American Community Survey, Siskiyou County. Survey population is 18 and older; ACS population is total.

MARITAL STATUS OF PARTICIPANTS

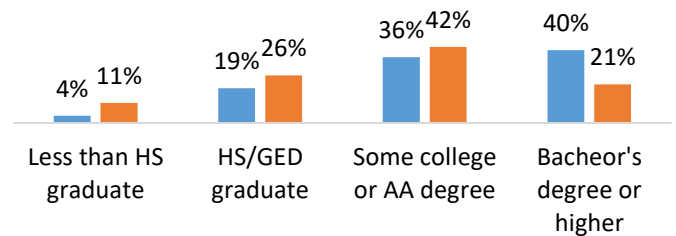
Married adults are overrepresented in the county call sample, compared to the population overall.



Marital Status, 2013-2017 American Community Survey, Siskiyou County. Call population is ages 18 and older, ACS population is ages 15 and older. Survey and Census share categories for Married and Widowed.

EDUCATION OF PARTICIPANTS

Adults with more formal education are overrepresented in the county call sample, compared to the population overall.



Educational Attainment, 2013-2017 American Community Survey, Siskiyou County. Population 18 and older.

Siskiyou County Survey Results

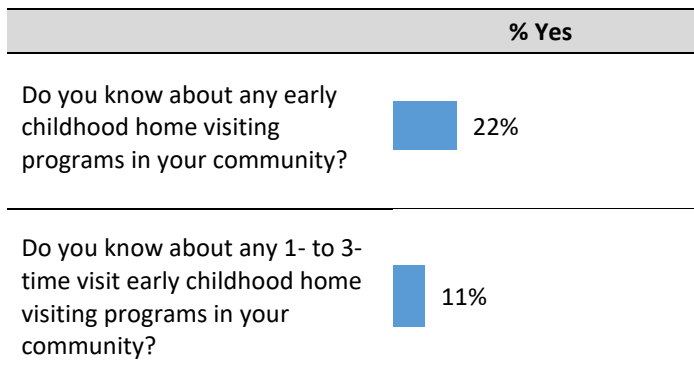
Before asking survey questions, a definition of early childhood home visiting programs was provided to participants. For the purposes of this survey, the following description was used:

Voluntary, home-based family support programs called early childhood home visiting programs. Those that offer families voluntary visits from a provider like a nurse or parenting educator to assist them when expecting a child and up to the child's fifth birthday.

These programs are offered to families at no cost, and usually take place in families' homes on a weekly to monthly basis over a period of one or more years. These are voluntary home-based programs for families to partner with them on child development and parenting.

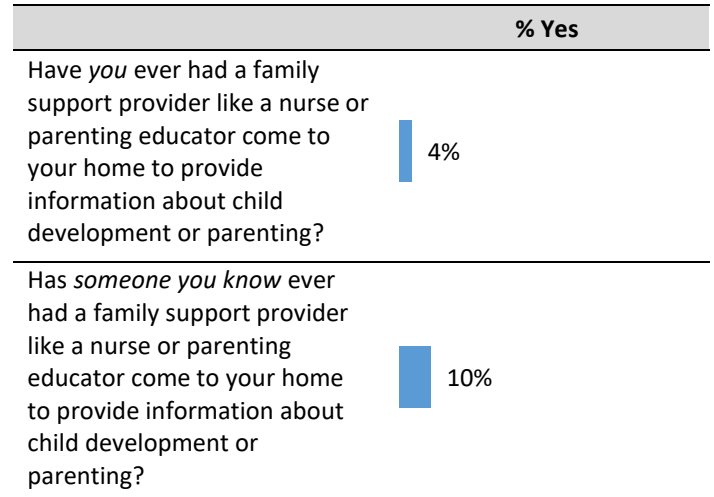
AWARENESS OF EARLY CHILDHOOD HOME VISITING PROGRAMS

Almost **1 in 5** participants reported knowing about early childhood home visiting programs in their community.



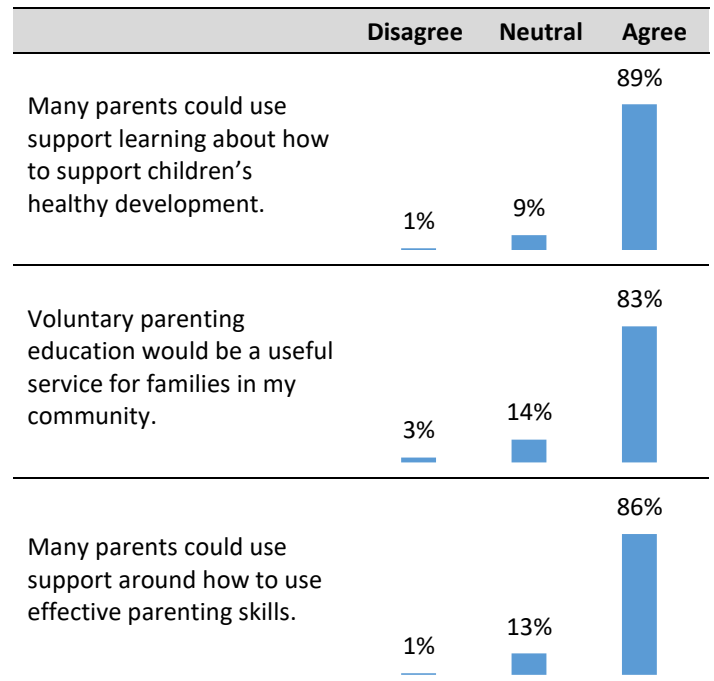
UTILIZATION OF EARLY CHILDHOOD HOME VISITING PROGRAMS

More than **1 in 10** participants reported that either they or someone they knew has participated in an early childhood home visiting program.



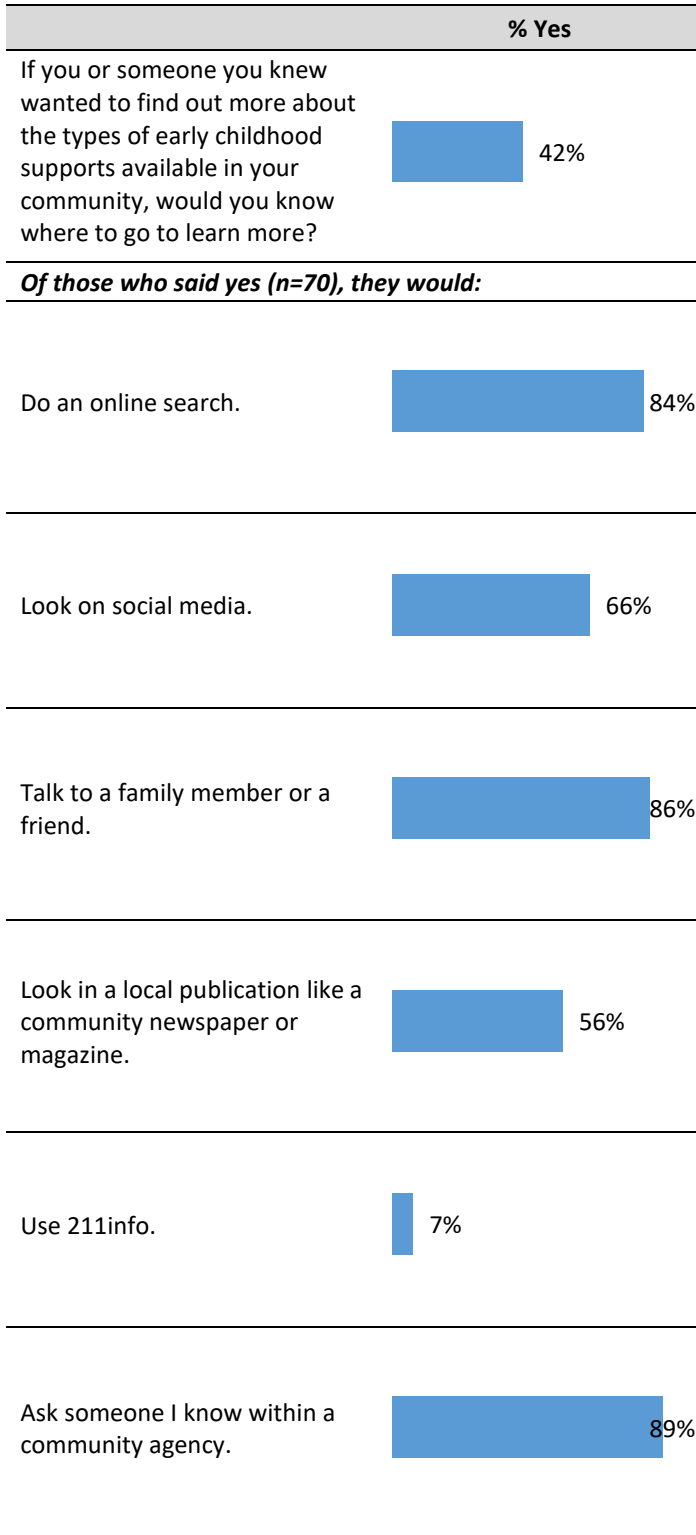
POTENTIAL BENEFITS OF HOME VISITING PROGRAMS

More than **8 in 10** participants agreed that parents could benefit from additional supports to promote effective parenting skills and child development.



CONNECTING WITH ADDITIONAL FAMILY SUPPORTS

More than **8 in 10** participants would seek out additional information about early childhood supports online or through friends/family or someone they knew.



Examples of additional community agencies or other resources that participants frequently mentioned they would seek out for more information include: Child care or Head Start provider, Churches, Community centers, County behavioral or mental health services, Family Resource Centers, First 5, Health providers, e.g., pediatricians, Public health clinics, School staff, and Tribal government.

POTENTIAL BARRIERS TO PARTICIPATING IN HOME VISITING PROGRAMS

Participants reported they would be **less likely** to participate in early childhood home visiting programs if they had enough support, were too busy, or felt uncomfortable with a provider coming to their home.

